

# 1536 Micro Centrifuge



## Features

- Speed : 15,000 rpm (21,583 xg)
- Capacity : 10 x 5.0 mL conical ; 36 x 1.5/2.0 mL; 4 x 8 PCR strips
- Selectable time mode of "from starting" and "At Set SPEED" to enable time counting when set speed is reached
- "PULSE" key available for quick spin
- Simultaneous display of all parameters : set and actual values
- 9 steps of ACC (15 sec) & 10 steps of DEC (15 sec)

## Technical Specifications



<b>Max. RPM/RCF for Fixed Angle</b>	15,000 rpm / 21,583 xg
<b>Max. Capacity for Fixed Angle</b>	36 x 1.5/2.0 mL, 10 x 5.0 mL, 4 PCR strips
<b>Acc. Time to Max. Speed</b>	≤15 sec
<b>Dec. Time from Max. Speed</b>	≤15 sec
<b>Time Control</b>	Pulse, timed <100 min or continuous
<b>Time Counting Range</b>	Selectable, at set speed or from starting
<b>RCF/RPM Conversion</b>	Yes
<b>Noise Level (dependent on rotor)</b>	≤60 dB

<b>ACC/DEC Ramps</b>	9/10
<b>Program Memory</b>	100
<b>Power Supply</b>	AC 230V, 50Hz (AC 220-230V, 60/50Hz; 110V optional)
<b>Power Requirement</b>	450 VA
<b>Dimension (W x D x H)</b>	240 x 378 x 240 mm
<b>Net Weight</b>	11.9 kg
<b>CE MARK</b>	Yes
<b>Cat No.</b>	GZ-1536

## Fixed Angle Rotor, GRE-m5.0-10

- Capacity : 10 x 5.0 mL
- Max. RPM / RCF : 15,000 / 21,583
- Hole angle from axis during rotation :  $\angle 45^\circ$
- Hole dimension ( $\varnothing \times L, \text{mm}$ ) : 17 x 53
- Hole bottom type : Conical
- Max. height for tube fit (mm) : 68
- Supplied with a lid and two V-rings inserted, No ID ring











Tube		
Tube capacity (mL)	5.0	5.0
Tube Dimension ( $\varnothing \times L, \text{mm}$ )	16 x 59	16 x 67
Max. radius (mm)	85.8	85.8
Max. RCF (g-force)	21,583	21,583

## Fixed Angle Rotor, GRE-m2.0-36

- Capacity : 36 x 1.5/2.0 mL (24 outer, 12 inner) plus 12 x 0.2 mL (inner)
- Max. RPM / RCF : 15,000 / 21,206
- Hole angle from axis during rotation :  $\angle 45^\circ$
- Hole dimension ( $\varnothing \times L, \text{mm}$ ) : 11.1 x 39
- Hole bottom type : Round
- Max. height for tube fit (mm) : 52
- Supplied with a lid and two V-rings inserted, No ID ring



Tube						
Tube capacity (mL)	0.2	0.2	0.5	1.5/2.0	2.0 mL filter tube	2.0 mL screw cap
Tube Dimension ( $\varnothing \times L, \text{mm}$ )	6 x 8	6 x 8	8 x 30	11 x 38	11 x 38	10.1 x 46
Adapter	None			None	None	None
Cat No.	-	GAS-m0.2(2)	GAS-m0.2(2)	-	-	-
Adaptor hole dimension ( $\varnothing \times L, \text{mm}$ )	-	6.5 x 23	8 x 31	-	-	-
Adaptor hole bottom type	-	Open	Open	-	-	-
Max. radius (mm)*	Inner 58.2	Inner 53.5 Outer 67	Inner 60.5 Outer 73	Inner 70.9 Outer 84.3	Inner 70.9	Inner 70.9 Outer 84.3
Max. RCF (g-force)*	Inner 14,640	Inner 13,458 Outer 16,854	Inner 15,219 Outer 18,363	Inner 17,835 Outer 21,206	Inner 17,835	Inner 17,835 Outer 21,206







## Fixed Angle Rotor, GREB-m2.0-24

Bio-Safe

Porton Down Certified

- Capacity : 24 x 1.5/2.0 mL
- Max. RPM / RCF : 15,000 / 21,206
- Hole angle from axis during rotation :  $\angle 45^\circ$
- Hole dimension ( $\varnothing \times L$ ,mm) : 11.1 x 39
- Hole bottom type : Round
- Max. height for tube fit (mm) : 52
- Supplied with a lid and two V-rings inserted, No ID ring



				
Tube				
Tube capacity (mL)	0.2	0.5	1.5/2.0	2.0 mL screw cap
Tube Dimension ( $\varnothing \times L$ , mm)	6 x 8	8 x 30	11 x 38	10.1 x 46
Adapter			None	None
Cat No.	GAS-m0.2(2)	GAS-m0.5(2)	-	-
Adaptor hole dimension ( $\varnothing \times L$ ,mm)	6.5 x 23	8 x 31	-	-
Adaptor hole bottom type	Open	Open	-	-
Max. radius (mm)*	67	73	84.3	84.3
Max. RCF (g-force)*	16,854	18,363	21,206	21,206



## Fixed Angle Rotor, GREB-s0.2-32

Bio-Safe

Manufacturer Validated

- Capacity : 4 x 8-Tube PCR strips, 32 x 0.2 mL
- Max. RPM / RCF : 15,000 / 14,187
- Hole angle from axis during rotation :  $\angle 45^\circ$
- Hole dimension ( $\varnothing \times L$ ,mm) : 6.5 x 16
- Hole bottom type : Round
- Max. height for tube fit (mm) : 25
- Supplied with a lid and two V-rings inserted, No ID ring



		
Tube		
Tube capacity (mL)	0.2	8-Strip tube
Tube dimension ( $\varnothing \times L$ , mm)	6 x 8	6 x 8
Max. radius (mm)	56.4	56.4
Max. RCF (g-force)	14,187	14,187